



District Report Card: 2017


State: West Bengal	District: Haora
Class: 3	Subject: Language
Schools: 61	Students: 1150


Participation/Coverage


Students

<div>GENDER</div> <div></div>	Boys		Girls	
	Number	%	Number	%
	561	48.78	589	51.22

<div>AREA</div> <div></div>	Rural		Urban	
	Number	%	Number	%
	824	71.65	326	28.35

<div>CATEGORY</div> <div></div>	SC		ST		OBC		GEN	
	Number	%	Number	%	Number	%	Number	%
	191	16.61	5	0.43	106	9.22	848	73.74

<div>CWSN</div> <div></div>	LD	VI	HI	S&LD	ID	Oth
	2	0	0	2	2	5

<div>Management</div> <div></div>	Government		Government-aided	
	Number	%	Number	%
	321	27.91	829	72.09

Average Performance of Students in Language (%)

Overall	Gender		Area		Management		Social Group			
	Male	Female	Rural	Urban	Govt.	Aided	SC	ST	OBC	GEN
78.10	77.25	78.91	79.09	75.60	80.23	77.28	81.01	89.33	74.03	77.89

Performance on Learning Outcomes (LOs)

Learning Outcomes	Description	Average Performance(%)
L304	Reads small texts with comprehension i.e., identifies main ideas, details, sequence and draws conclusions	79.58
L312	Reads printed scripts on the classroom walls: poems, posters, charts etc.	75.15

Range of Performance of Students who Answered Correctly							
Below 30%		30% - 50%		50% - 75%		Above 75%	
Number	%	Number	%	Number	%	Number	%
32	2.78	80	6.96	326	28.35	712	61.91

Lowest Performing Learning Outcomes (LOs)

1 - Reads printed scripts on the classroom walls: poems, posters, charts etc. (75.15)

2 - Reads small texts with comprehension i.e., identifies main ideas, details, sequence and draws conclusions (79.58)